

CAB587RF: I-PEX MHF I LK PLUG + RP FRONT MOUNT SMA STRAIGHT BULKHEAD JACK WITH O-RING RATED TO IP67/68 + 1.37MM CABLE, 3GHz

SPECIFICATIONS :

1. I-PEX MHF I LK PLUG, P/N:20670-001R-37.
LOCK: 3376-000
2. 1.37MM COAXIAL CABLE, COLOR: BLACK
3. RP FRONT MOUNT SMA STRAIGHT BULKHEAD JACK WITH O-RING RATED TO IP67/68, P/N: RFCT-SMA013-F78.

ENVIRONMENTAL:

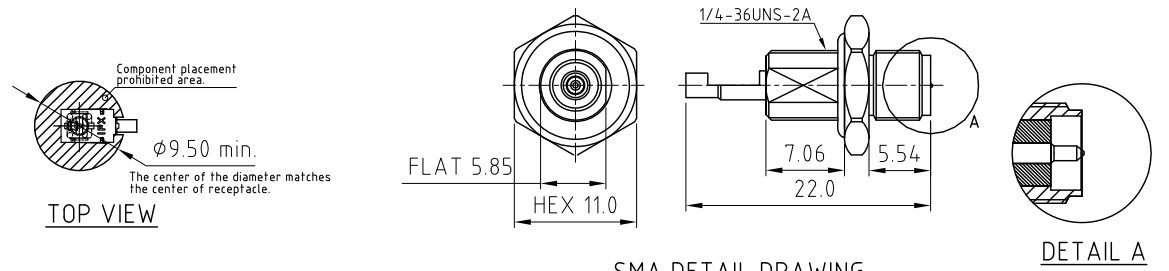
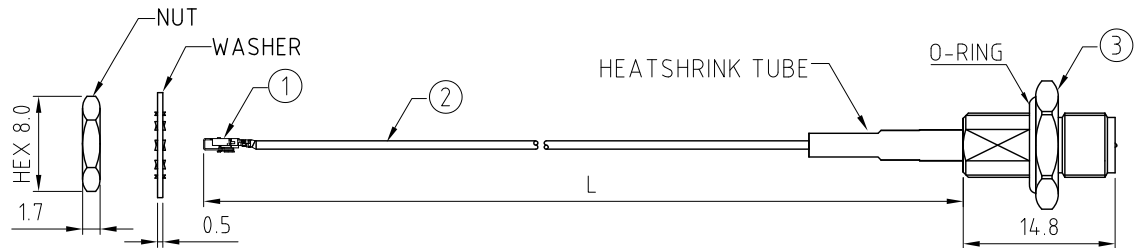
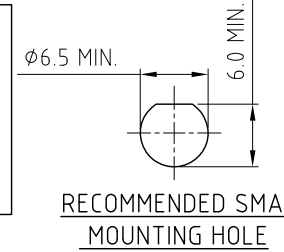
- A. BULKHEAD MOUNTED CONNECTOR (RFCT-SMA013-F78) RATED TO THE FOLLOWING SPECIFICATION:
- i. IP6X - DUST TIGHT - NO PARTICLE INGRESS.
 - ii. IPX7 WATERPROOF FOR 30 MINUTES UP TO 1 METER UNDERWATER.
 - iii. IPX8 WATERPROOF FOR 48 HOURS AT 1 METER UNDERWATER.

NOTES:

1. THE ORIENTATION OF CONNECTORS ON DRAWING IS FOR REFERENCE ONLY, IF THE ORDER IS LEFT BLANK THE CONNECTOR WILL NOT HAVE FIXED ORIENTATION.
2. FIXED ORIENTATION IS SUGGESTED FOR CABLE LENGTH 50MM TO 100MM. PLEASE SPECIFY THE FIXED ORIENTATIONS FROM THE ORDER CODE (F1, F2, ETC)
3. CONTACT GRADCONN IF THE ORIENTATION YOU REQUIRE IS NOT SHOWN.
4. WORKING FREQUENCY RANGE: DC-3GHz.
5. OPERATING TEMPERATURE: -40°C~+85°C.
6. IMPEDANCE: 50 Ohm.
7. IT IS INTENDED THAT MOUNTING OF THIS CONNECTOR IS ACHIEVED USING THE NUT AND WASHER PROVIDED. PLEASE CONTACT GRADCONN FOR ADVISE IF PLANNING TO USE A DIFFERENT METHOD OF MOUNTING.

USAGE PRECAUTIONS: CABLES USING 'MICRO' COAX ARE DELICATE:

- (i) HANDLE WITH CARE.
- (ii) DO NOT TWIST; APPLY EXCESSIVE FORCES OR SHARP BENDS TO THE CABLE. DO NOT FORCEFULLY DEFORM WIRES.
- (iii) CONSULT CONNECTOR MANUFACTURER'S DATASHEETS FOR DETAILED NOTES ON HANDLING INSTRUCTIONS.



HOW TO ORDER

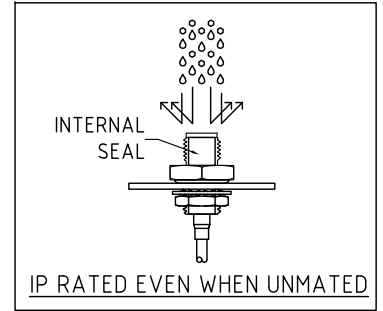
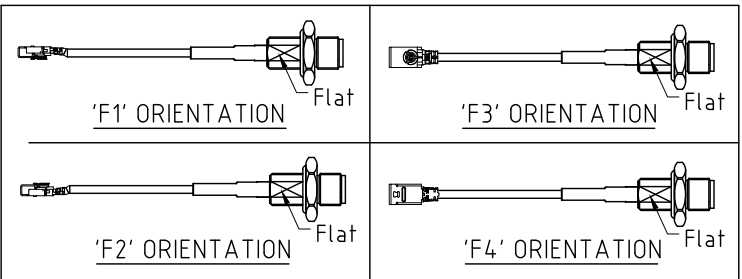
CAB587RF - X X X X - X X - X - 1

"L" LENGTH IN MM:
eg: 100MM = 0100
(MIN. 0050-MAX.0400)
STANDARD = 0100, 0150, 0200)
TOLERANCE: 50-200mm: ±5mm.
201-400mm: ±7mm.

CABLE SIZE:
1 = Ø1.37MM CABLE, COLOR: BLACK

WASHER AND NUT OPTIONS:
BLANK = SEPARATELY PACKED (STANDARD)
A = ASSEMBLED WITH CONNECTOR

ORIENTATION OPTIONS:
BLANK = DOES NOT HAVE A FIXED ORIENTATION
F1 = MHF CONNECTION DOWN (L=50-200MM)
F2 = MHF CONNECTION UP (L=50-200MM)
F3 = MHF CONNECTION AND D FLAT SAME ORIENTATION (L=50-200MM)
F4 = MHF CONNECTION AND D FLAT OPPOSITE ORIENTATION (L=50-200MM)
(SEE NOTES 1, 2, 3 AND DIAGRAMS FOR MORE INFORMATION)



REV. DATE & DRN
TO: 03/08/23 - NYM RELEASE
11/25/07/24 - CC
ADD IP RATING VIEW.
REMOVE I-PEX MHF DETAIL VIEW

Scale: NTS	THIRD ANGLE	Unstated Tolerances: .X ±0.2 .XX ±0.2 .XXX ±0.2 ANGLES N/A
Drawn: CC		
App'd: XXX	Title CABLE ASSEMBLY	
Date: 25 JUL '24	Revision: 1.1	Unit: mm

		Drawing Number: CAB587RF
IP Rated RF Products	www.gradconn.com	Sheet 1 of 1
© THIS DRAWING IS CONFIDENTIAL AND MUST NOT BE COPIED OR DISCLOSED WITHOUT WRITTEN CONSENT		Drawing © E and O E