

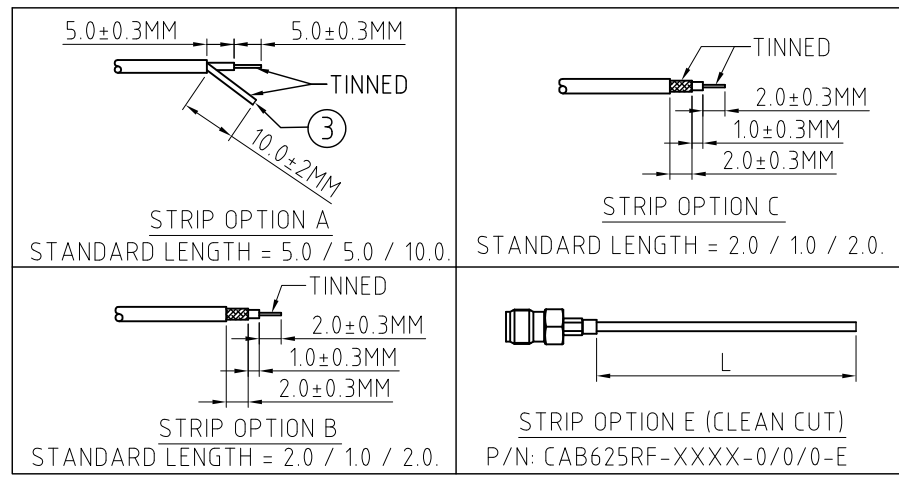
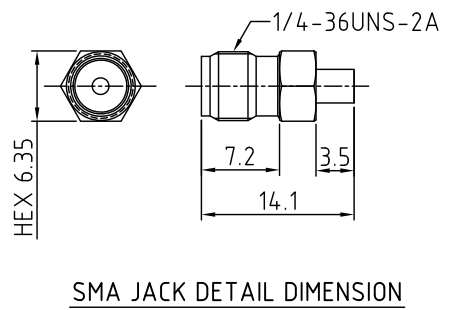
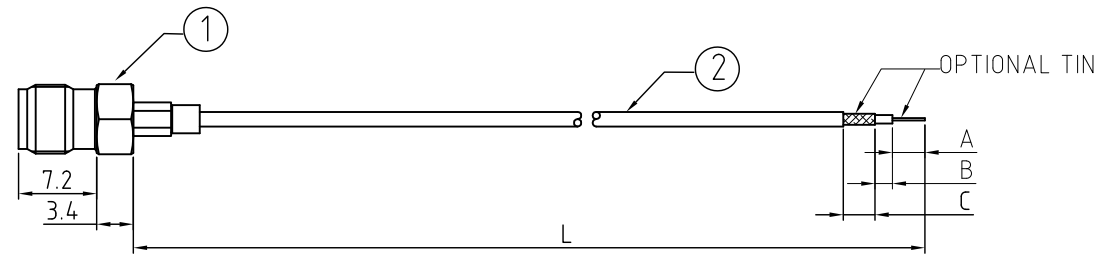
CAB625RF: SMA ST JACK (FREE HANG) TO RG178 CABLE TO STRIP / TIN, 6GHz

SPECIFICATIONS :

1. SMA ST JACK (P/N: RFCT-SMA067-F78), GOLD
2. RG178 COAXIAL CABLE, COLOR: BROWN
3. TWISTED BRAID OR FLEXIBLE COPPER WIRE, LENGTH = A (CENTRE CONDUCTOR) + B (INSULATOR). MINIMUM = 6.0MM. LENGTH 6.0MM - 9.9MM: TWISTED BRAID. LENGTH +10MM: FLEXIBLE COPPER WIRE.

NOTES:

1. STRIP DIMENSION A / B / C STANDS FOR  
A = CENTRE CONDUCTOR  
B = INSULATOR  
C = BRAID.
2. INSERTION LOSS TEST REPORT IS NOT AVAILABLE.
3. THIS IS OUR STANDARD OFFERING, SPECIAL DESIGNS ARE AVAILABLE, INCLUDING CUSTOM TOLERANCES AND SPECIAL BRAID TINNING DESIGNS. PLEASE CONTACT GRADCONN FOR MORE INFORMATION.
4. CENTRE CONDUCTOR AND TWISTED BRAID OF COAX CABLE IS TINNED. WHEN BRAID LENGTH EXCEEDS 10MM LENGTH OF TINNED COPPER WIRE IS SOLDERED TO THE BRAID/SHIELD OF THE COAX CABLE WHICH ALLOWS SOLDERING TO PCB.
5. OPERATING TEMPERATURE: -40°C TO +125°C.
6. IMPEDANCE: 50 OHM.
7. WORKING FREQUENCY RANGE: DC-6GHz.



HOW TO ORDER

CAB625RF - X X X X - X.X / X.X / X.X - X

"L" LENGTH IN MM  
eg: 100MM = 0100  
(MIN. = 0050, MAX. = 2000  
STANDARD = 0100, 0150, 0200)  
Tolerance: <50mm : ±2mm.  
51-200mm: ±5mm.  
201-500mm: ±7mm.  
>501mm: ±10mm.

A/B/C STRIP DIMENSION IN MM  
FOR STANDARD LENGTH PLEASE  
REFER TO DRAWINGS.  
(SPECIALS AVAILABLE UPON  
REQUEST.)

STRIP AND TIN OPTIONS:  
A = CENTER CONDUCTOR & TWISTED BRAID/SOLDERED COPPER  
WIRE TINNED (SEE NOTE 4 FOR SOLDER TO PCB APPLICATION)  
B = STRIPPED, END A TINNED  
C = STRIPPED, END A & C TINNED  
E = CLEAN CUT

REV. DATE & DRN  
10 16/07/24 - CC RELEASE  
12 25/04/24 - CC  
Add operating temperature,  
impedance and frequency to notes

Scale: NTS	THIRD ANGLE	Unstated Tolerances: .X ±0.2 .XX ±0.1 .XXX ±0.05 ANGLES ±5	Material SEE NOTE
Drawn: CC			
App'd: XXX	Title CABLE ASSEMBLY		NOT TO SCALE
Date: 25 APR. '24	Revision: 1.1		Unit: mm

www.gradconn.com

THIS DRAWING IS CONFIDENTIAL AND MUST NOT BE COPIED OR DISCLOSED WITHOUT WRITTEN CONSENT

Drawing Number: CAB625RF	
Sheet 1	of 1
Drawing ©	E and O E